

SuperMatch Student Reference Guide

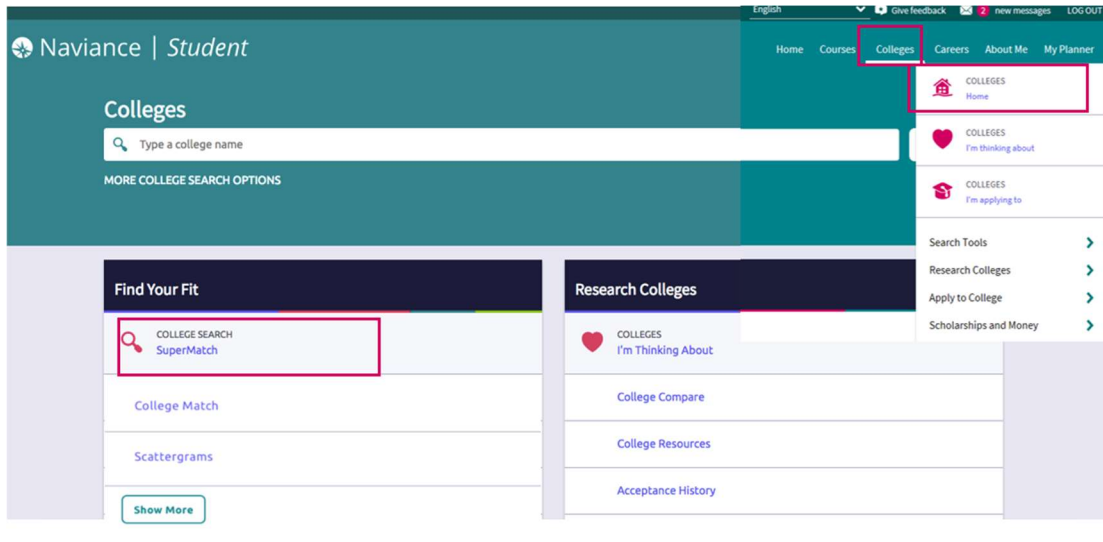
Overview

Equipping Students with More Tools to Find Best-Fit Colleges

The SuperMatch college search tool within Naviance makes it even easier for students to explore their options and discover colleges that are a match with their academic profile and a fit with what they're looking for in a college experience.

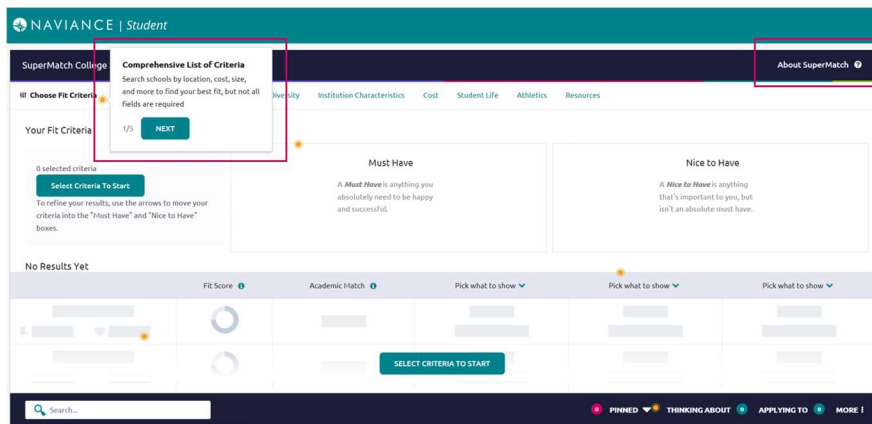
Using SuperMatch

SuperMatch can be found by navigating to **Colleges Home > Find Your Fit**.



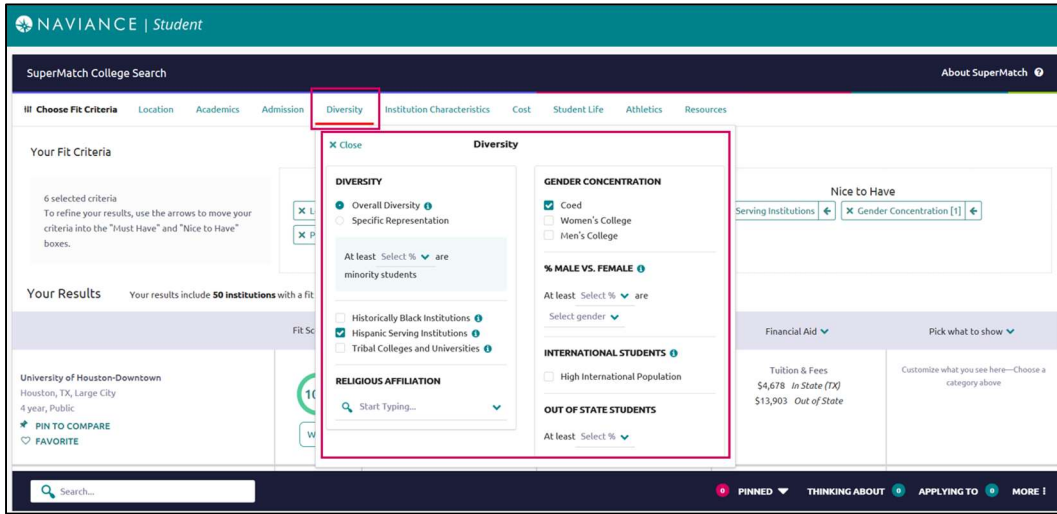
Quick Tips


When you first log in to SuperMatch, you will be guided through a series of quick tips to help you navigate the search tool and understand the key features. Also, clicking on the **About SuperMatch** link in the top right corner of the page will relaunch the quick tips should you get stuck and need assistance.

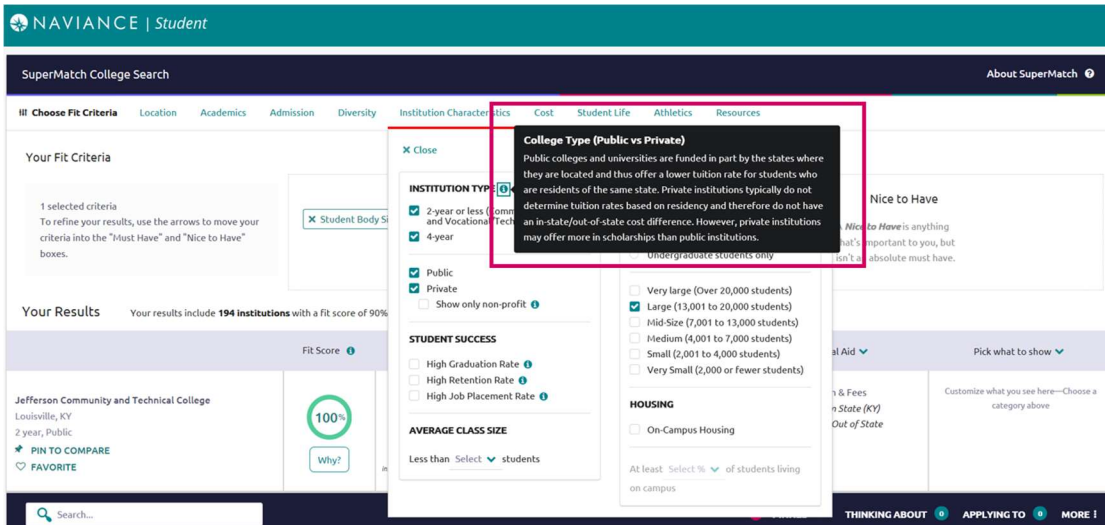


Selecting Fit Criteria

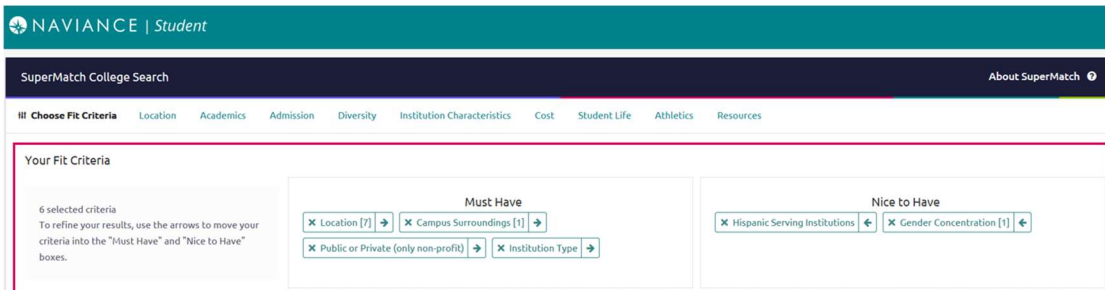
1. Use the **Choose Fit Criteria** navigation menu at the top to select criteria based on what you are looking for in your college experience. You do not need to select something under every category; only select the criteria which are most important to you.



2. Click on the **Tool Tips** icon  throughout the search tool to read definitions for common concepts and terminology.



3. As fit criteria are selected, they populate in the **Must Have box**. You can also move criteria between the **Must Have** and **Nice to Have** boxes depending on level of importance to you. Moving your criteria between these two categories of importance will refine your college search results below.



Search Results

Institutions with the highest **Fit Score** will always appear at the top of your list. To see your **Fit Score Breakdown** based on the criteria you selected, click on the green **Why?** box located under the **Fit Score** percentage.

The screenshot shows the Naviance Student SuperMatch College Search interface. On the left, search criteria are listed: Location [8], Campus Surroundings [1], Institution Type, and Student Body Size [1]. The results table shows the University of North Carolina Wilmington with a 96% Fit Score and a 'Match' status in the Academic Match column. A red box highlights the 'Why?' button under the 96% score. A callout window titled 'Fit Score Breakdown' is open, showing a 96% fit score for the University of North Carolina Wilmington. It lists 'Must Have' criteria (Location [8], Campus Surroundings [1], Institution Type, Student Body Size [1]) and 'Nice to Have' criteria (High Retention Rate, Class size < 40, Acceptance Rate [1], Internships and Co-ops). A legend indicates that green checkmarks represent a 'Match', yellow stars represent a 'Close Match', orange question marks represent 'Data Unknown', and red X's represent 'Doesn't Match'. The breakdown notes that 4 out of 4 Must Have criteria and 4 out of 4 Nice to Have criteria are a match. It also states that the institution is a 'Match' and that the user's academic qualifications are similar to those of students typically admitted to this institution.

GPA, SAT, and/or ACT scores will be pre-populated as part of the Admissions fit criteria, if available within Naviance. If not available, you can enter your information to see how you compare to institutional averages in the **Academic Match** column. *Note: GPA's are converted to a 4.0 scale.*

By clicking on the green arrow next to the results table headings, you can also pick which content appears in the results table.

The screenshot shows the 'Your Results' table with two institutions listed. The first row is for the University of North Carolina Wilmington, showing a 96% Fit Score and a 'Match' in the Academic Match column. The second row is for the University of Virginia, showing a 92% Fit Score and a 'Match' in the Academic Match column. A dropdown menu is open for the 'Financial Aid' column, showing options to 'Pick what to show' and a list of categories: Admission Info, Athletics, Diversity, Financial Aid, Institution Characteristics, Student Life, and Room & Board. The 'Financial Aid' category is currently selected, showing a value of \$1,000,000. The 'Admission Info' column shows details for the University of North Carolina Wilmington, such as 'Selectivity Admits 59%', 'Accepts Common App', 'App Fee \$75', and 'App Deadline Feb 1'. The 'Academic Match' column shows a comparison of GPA, SAT, and ACT scores between the user and the institution's average. The 'Financial Aid' column shows the amount of aid offered, such as '\$40,842 Out of State' and '\$10,400 Room & Board'. A search bar is visible at the bottom left, and a navigation bar at the bottom right shows 'PINNED', 'THINKING ABOUT', 'APPLYING TO', and 'MORE'.

Comparing Pinned Schools

While viewing your results, you can **Pin to Compare** to see a comparison of those colleges which interest you. As you select each college to compare, the pinned colleges will appear at the top of the results table with a purple bar next to it.

	Fit Score ⓘ	Academic Match ⓘ	Admission Info ▼	Cost ▼	Pick what to show ▼
University of Michigan-Ann Arbor Ann Arbor, MI, Small City 4 year, Public PINNED FAVORITE	93% Why?	Average You GPA 3.8 N/A SAT 1405 N/A ACT 31 N/A <small>To determine if you're an academic match for this institution, enter your GPA and/or standardized test scores.</small>	Selectivity Admits 29% Accepts Common App Accepts Coalition App App Fee \$75	Tuition & Fees \$14,401 <i>In State (MI)</i> \$44,674 <i>Out of State</i> Room & Board \$10,554	Customize what you see here— Choose a category above
Huron University College London, ON, Small City 4 year, Public, Non-denominational PINNED FAVORITE	86% Why?	Average You GPA 3 N/A SAT N/A N/A ACT N/A N/A <small>To determine if you're an academic match for this institution, enter your GPA and/or standardized test scores.</small>	Selectivity Admits 17% App Fee \$130	Tuition & Fees \$16,770 Room & Board \$9,785	Customize what you see here— Choose a category above
University of Minnesota Rochester Rochester, MN, Small City 4 year, Public PINNED FAVORITE	86% Why?	Average You GPA 3.55 N/A SAT N/A N/A ACT 24 N/A <small>To determine if you're an academic match for this institution, enter your GPA and/or standardized test scores.</small>	Selectivity Admits 49% App Fee \$30	Tuition & Fees \$11,896 <i>In State (MN)</i> \$11,896 <i>Out of State</i>	Customize what you see here— Choose a category above
Eastern Michigan University Ypsilanti, MI, Small City 4 year, Public PINNED FAVORITE	86% Why?	Average You GPA 3.29 N/A SAT 512.5 N/A ACT 22 N/A <small>To determine if you're an academic match for this institution, enter your GPA and/or standardized test scores.</small>	Selectivity Admits 73% App Fee \$35 App Deadline Aug 1	Tuition & Fees \$8,888 <i>In State (MI)</i> \$26,183 <i>Out of State</i> Room & Board \$9,344	Customize what you see here— Choose a category above

Search by College Name

6 PINNED THINKING ABOUT 0 APPLYING TO 0 MORE !

To see an in-depth side-by-side comparison, click on the **Pinned** menu in the bottom right corner and select **Compare Pinned Colleges**. Once on the compare pinned page, you can export your results by clicking on the green **Export** button located near the top right corner.

← Back

SUPERMATCH COLLEGE SEARCH
Pinned Schools Compare

An in-depth comparison of your pinned schools

Export Viewing 1 - 4 of 4

	PINNED FAVORITE PITTSBURGH STATE UNIVERSITY www.pittstate.edu	PINNED FAVORITE MISSOURI SOUTHERN STATE UNIVERSITY www.missouri.edu	PINNED FAVORITE UNIVERSITY OF HOUSTON CLEAR LAKE www.uhcl.edu	PINNED FAVORITE SAM HOUSTON STATE UNIVERSITY www.sfsu.edu/
LOCATION				
Location	Alabama	Missouri	Texas	Texas
Region	Central	Central	Central	Central
Campus Surroundings	Small City	Small City	Large City	Town-not near a City
ADMISSION INFO				
Test Optional	No	No	No	No
Average High School GPA ⓘ	3.3	3.2	3.4	Unknown
Average ACT ⓘ	21.8	21	22	21
Math	21	20	Unknown	21
Science	Unknown	Unknown	Unknown	Unknown
English	21	20.5	Unknown	21
Reading	Unknown	Unknown	Unknown	Unknown
Average SAT ⓘ	Unknown	Unknown	1150	1224
Evidence-Based Reading and Writing	Unknown	Unknown	520	525
Math	Unknown	Unknown	530	525
Percentage Admitted	47%	4%	47%	


Search by College Name

6 PINNED THINKING ABOUT 0 APPLYING TO 0 MORE !

COMPARE PINNED COLLEGES
CLEAR PINNED LIST

More

By clicking on the **More** menu in the bottom right corner, you will see two options. **Upcoming Visits** will take you to a page showing all college visits scheduled at your high school, while **Events** will take you to a page listing events that colleges have scheduled on their campus.



Colleges Interested in You

To learn more about colleges that are looking for students like you, click **Interested in You** on the bottom navigation menu.

